

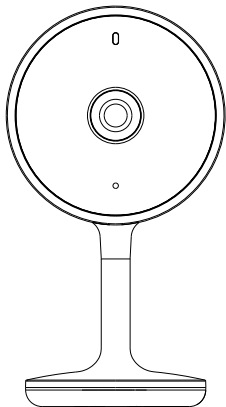
Mini 17S

ORIGINALITY DESIGN SMART - AND BEAUTIFUL

.....

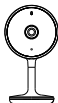


QUICK GUIDE



What's in the box

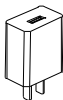
Please consult this checklist for all parts.



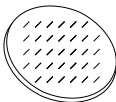
Mini 17S




USB cable



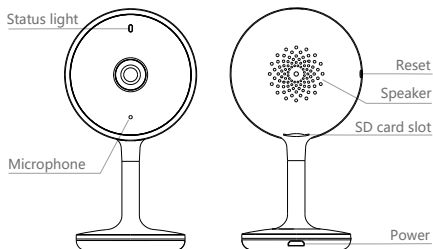
Power adapter



Adhesive tape

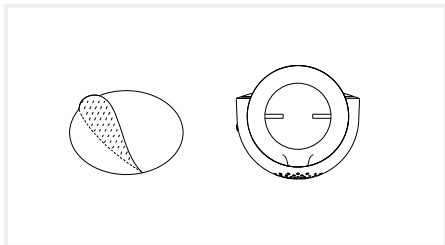


User manual

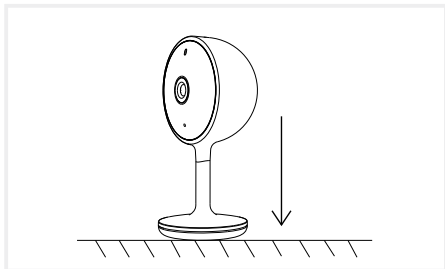


Power	DC 5V±10%
Microphone	Capture sound for your video
Status light	<ul style="list-style-type: none">• Solid red light on (3~5s): network is malfunctional• Blinking red light: wait for network connection (slow) connecting the network (fast)• Solid blue light on: camera is working correctly
SD card slot	Support local SD card storage (Max.128G)
Reset	Press and hold on for 5 seconds to reset the camera

- 1 Stick the adhesive tape in the middle of camera bottom



- 2 Put the camera on the clean plane



Download

CloudEdge is available for both iOS and Android OS. Search the name "CloudEdge" in App Store or Google Play, or scan the QR-Code to download the App.

Support



iPad



iOS



Android



Download App(iOS/Android)

Add device

Log in the CloudEdge, select "Add Device", and add the smart camera to the App according to the screen tips(Make the smart camera close to the router when configuring).



NOTE: If you need to re-select the WiFi network, please press and hold the "RESET" button for 5 seconds, the device will restart, and the indicator will be flashing red.

Q: The device cannot be previewed properly?

A: Check whether the network is normal, you can place the camera close to the router, and if not, it is recommended to reset the device and add it again.

Q: Why is it still in the list of devices after resetting?

A: The reset device only resets the network configuration of the camera, but cannot change the configuration on the App, remove the camera, and must be deleted by the App.

Q: How to cut the camera network to another router?

A: First remove and reset the device on the App and then configure the device again by the App.

Q: Why doesn't the device identify the SD card?

A: It is recommended to plug in SD card after power cut. Confirm whether the SD card is normally available and the format is FAT32. And the TF card can't be identified when the Internet environment is not good.

Q: Why I can't get the notifications with my cell phone App?

A: Please confirm that the App has been running on the phone, and the relevant reminder function has been opened; Message notification and authority confirmation in the mobile phone system have been opened.

Video flip

Flip your video stream vertically anytime for maximum flexibility.

Motion detection

Motion sensors will notify you when movement is detected.

Record

Record every moment using high capacity SD card storage.

Day & Night

Powerful night vision means no interruptions, even in complete darkness.



Daytime



Night